



SPORTSLIGHTER

MODEL #	WATTAGE	LAMP TYPE	VOLTAGE	HERTZ	BALLAST
JSPL400HPSQV/SP50	400W	HPS	120-277V	50/60Hz	CWA
JSPL400MHQV/SP50	400W	MH	120-277V	50/60Hz	CWA
JSPL1000HPSQV/SP50	1000W	HPS	120-277V	50/60Hz	CWA
JSPL1000MHQV/SP50	1000W	MH	120-277V	50/60Hz	CWA
JSPL1500MHQV/SP50	1500W	MH	120-277V	50/60Hz	CWA

PACKING INFORMATION

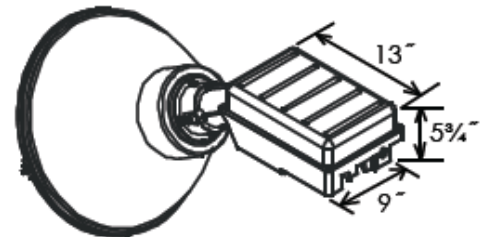
Model #	Pcs/Ctn	Weight/Ctn	Cube/Ctn
JSPL400HPSQV/SP50	1	25 lbs.	1.32
JSPL400MHQV/SP50	1	20 lbs.	1.32
JSPL1000HPSQV/SP50	1	38 lbs.	1.32
JSPL1000MHQV/SP50	1	29 lbs.	1.32
JSPL1500MHQV/SP50	1	41 lbs.	1.32

PRODUCT DIMENSIONS

Model #	Width	Height	Depth
JSPL400HPSQV/SP50	9"	5 3/4"	13"
JSPL400MHQV/SP50	9"	5 3/4"	13"
JSPL1000HPSQV/SP50	9"	5 3/4"	13"
JSPL1000MHQV/SP50	9"	5 3/4"	13"
JSPL1500MHQV/SP50	9"	5 3/4"	13"

FEATURES







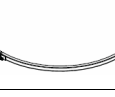
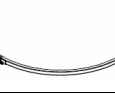
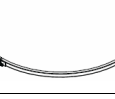

- **Housing:** Die Cast Aluminum Lamp Housing & Ballast Box, Stamped Aluminum Cover, Gasket, Textured Architectural Bronze Finish Over a Chromate Conversion Coating
- **Reflector:** Aluminum Reflectors: Standard, Type II, Type III, Type IV/V, Type VI
- **Lens:** Clear Flat Tempered Glass Lens
- **Socket:** Porcelain 5KV Pulse Rated Mogul Base Socket with Nickel Plated Screw Shell
- **Mounting:** Pole Top Mount or Yoke with "No Tools Needed" Adjustment Handles
- **Wattage:** High Pressure Sodium: 400 to 1000w Metal Halide: 1000 to 1500w
- Pulse Start: 400w
- **Listing & Ratings:** CSA: Listed for Wet Locations
- **Add:** PC1 120V Photocell (Field Installed) or PC2 208-277V Photocell (Field Installed)
- Other Wattages & Custom Colors Available Upon Request.





SPORTSLIGHTER

ACCESSORIES

Model #	Description	Picture	Pcs/Ctn	Weight/Ctn	Cube/Ctn
JSP50AR19	NEMA 2 Position Reflector		2	34 lbs.	5.61
JSP50AR3	NEMA 3 Position Reflector		8	37 lbs.	10.13
JSP50AR4-5	NEMA 4,5 Position Reflector		10	39 lbs.	10.00
JSP50AR6	NEMA 6 Position Reflector		10	36 lbs.	10.67
JSP50Y	Handle Yoke (Includes "Not Tools Needed" Aiming Adjustment)		8	35 lbs.	1.34
JSP50PT	Pole Top Mount (Includes Hardware)		12	60 lbs.	2.00
JSP50GLCB19	Clamp Band with Tempered Flat Glass Lens & Gasket for 19" Reflector		10	47 lbs.	1.62
JSP50GLCB22	Clamp Band with Tempered Flat Glass Lens & Gasket for 22" Reflector		5	34 lbs.	1.96
JSP50GLCB23	Clamp Band with Tempered Flat Glass Lens & Gasket for 23" Reflector		5	37 lbs.	2.33
JSP50GS19	Glare Shield for 19" Reflector (Mounting Hardware Included)				

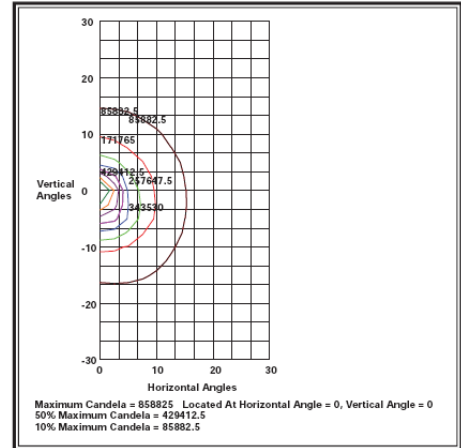
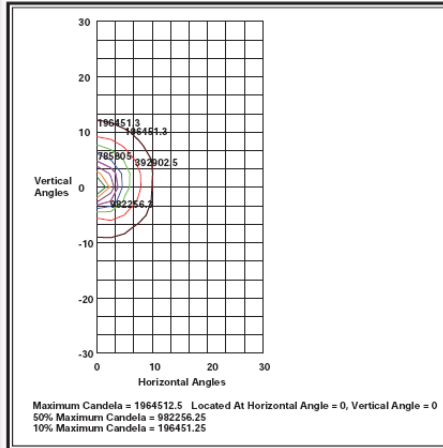


SPORTSLIGHTER

SOCKET POSITIONS

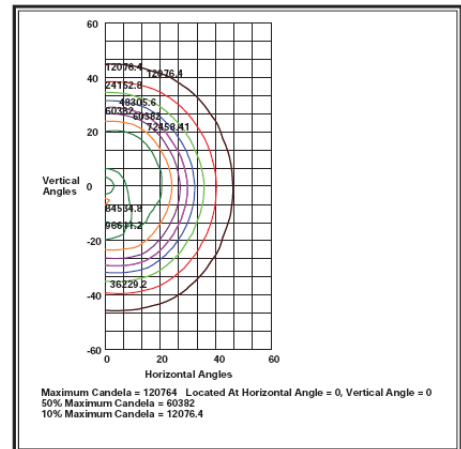
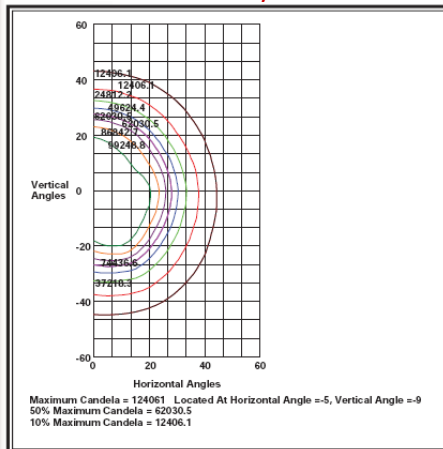
Socket Bracket Mounting Positions are indicated by the letter marking in the cast head of the Sportslighter.

- Type 2 Reflector: Position B
- Type 3 Reflector: Position D
- Type 4 Reflector: Position A
- Type 5 Reflector: Position B
- Type 6 Reflector: Position C
- Standard 19" Reflector: Position C



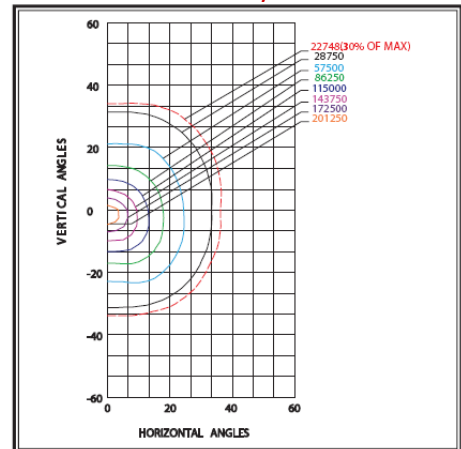
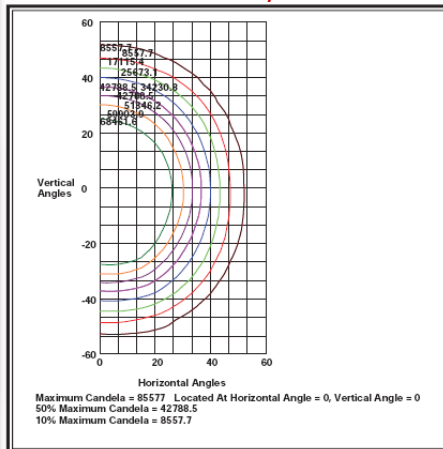

TYPE 2 REFLECTOR/ 1500W

TYPE 3 REFLECTOR/ 1500W



TYPE 4 REFLECTOR/ 1500W

TYPE 5 REFLECTOR/ 1500W



TYPE 6 REFLECTOR/ 1500W

TYPE STANDARD 19 REFLECTOR/ 1500W